

NEXUS-M

6 GHz Bi-Directional RF Mesh Attenuator Matrix



NEXUS Wi-5G



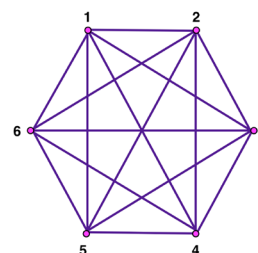
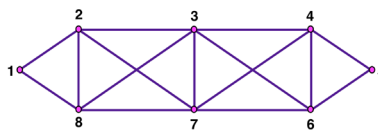
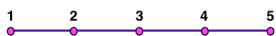
NEXUS-4

General Description:

The **NEXUS-M** is a bi-directional 32 port mesh attenuator matrix where any port can connect to any or all remaining ports. With wideband frequency range spanning 400 MHz to 6 GHz, the matrix can be used for automating UHF, LTE, Bluetooth, WiFi, CAT-M, NB-IoT, and GPS component and software application tests. Each connection has an independently controlled variable attenuator, allowing power levels to be controlled between nodes. With millisecond switching speeds, software and firmware regression tests can be performed over many network configurations in a much shorter time compared to manual configuration of a patch panel. Easily configure string and mesh constellation networks for beam hopping latency measurements and network resiliency when adding or dropping nodes in software defined networks. The utilization of **NEXUS-M** RF mesh matrices will help reduce time to market of new hardware and software, and improve firmware compliance tests.

Features & Benefits:

- 400-6000 MHz frequency range covering all major wireless technologies
- Available in 8, 16 or 32 port systems
- Solid state switching and attenuation for consistent and repeatable performance
- Emulate over-the-air incremental path loss
- **Q-LAAMP** management software enables resource and time allocation for lab operation efficiency



Specifications:*	NEXUS-M
Configuration:	8, 16, 32 Port Systems
RF Connectors:	N(f), SMA(f)
Impedance:	50 Ω
Operating Frequency:	400-6000 MHz
Matrix Type:	Passive Bi-directional
Switching Technology:	Solid State
P1dB:	43 dBm
Fixed Attenuation (Max):	400-700 MHz: 40 dB, 700-4000 MHz: 45 dB, 4000-6000 MHz: 50 dB
Variable Attenuation:	0 to 60 dB in 0.5 dB Steps (25 dB Dynamic Range Between Connected Ports)
On/Off Isolation:	70 dB Normalized to 0 dB Attenuation State
Return Loss:	400-700 MHz: 10 dB, 700-4000 MHz: 14 dB, 4000-6000 GHz: 10 dB
No Damage Signal Level:	+43 dBm
Local Control:	Front Panel 2.2" LCD Display with Rotary Switch Joystick
Remote Control:	Ethernet, TCP/IP Via Customer Supplied Control System
Software:	API Protocol, Q-LAAMP Embedded Web GUI
Power Requirements:	100-240 VAC, 50/60 Hz
Certifications:	FCC Part 15, CE, NRTL, TUV

*Specifications may vary with connector type. See individual specification sheet for specific performance data.