



ULC-1-50

Universal LNB Controller

Reference: 1: 10 MHz reference

Connector Type: 50: N-Connector

Control Interface Option: Blank: Switch Control Only



KEY SPECIFICATIONS

CI Option Logic Levels	L: 0 - 0.8 V; H: 2.5 - 7 V (20mA)
Reference Signal	10MHz internal
Tone Amplitude	0.55 ~ 0.9 vpp
Tone Frequency	20 ~ 24 kHz

RF SPECIFICATIONS

Output VSWR	2.0 : 1 max.
-------------	--------------

ELECTRICAL SPECIFICATIONS

Current Consumption	600 mA/24 V
Output Current	500 mA max.
Output Voltage 1	12.5 ~ 13.5 VDC
Output Voltage 2	17.3 ~ 18.7 VDC
Power Requirements	+23 to +25 V DC

INTERFACE SPECIFICATIONS

Connector	N-Connector
Control Interface	Switch, Cable, Line Length Compensation with switch
RF Input Connector	50 Ohm N Connector

ENVIRONMENTAL SPECIFICATIONS

IP Rating	IP 66
Temperature Operational	-30°C to +60°C

PHYSICAL SPECIFICATIONS

Product Height	30 mm
Product Length	130 mm
Product Weight	0.66 kg



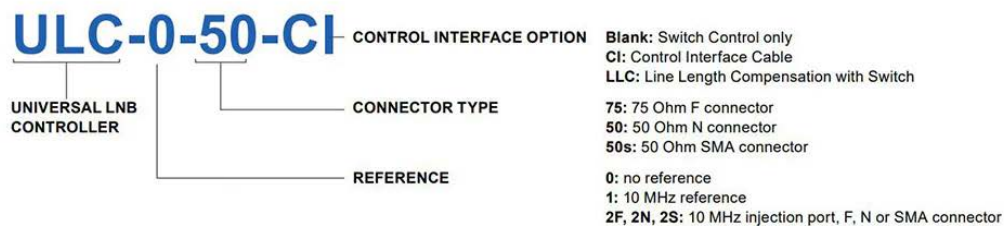
Product Width

95 mm

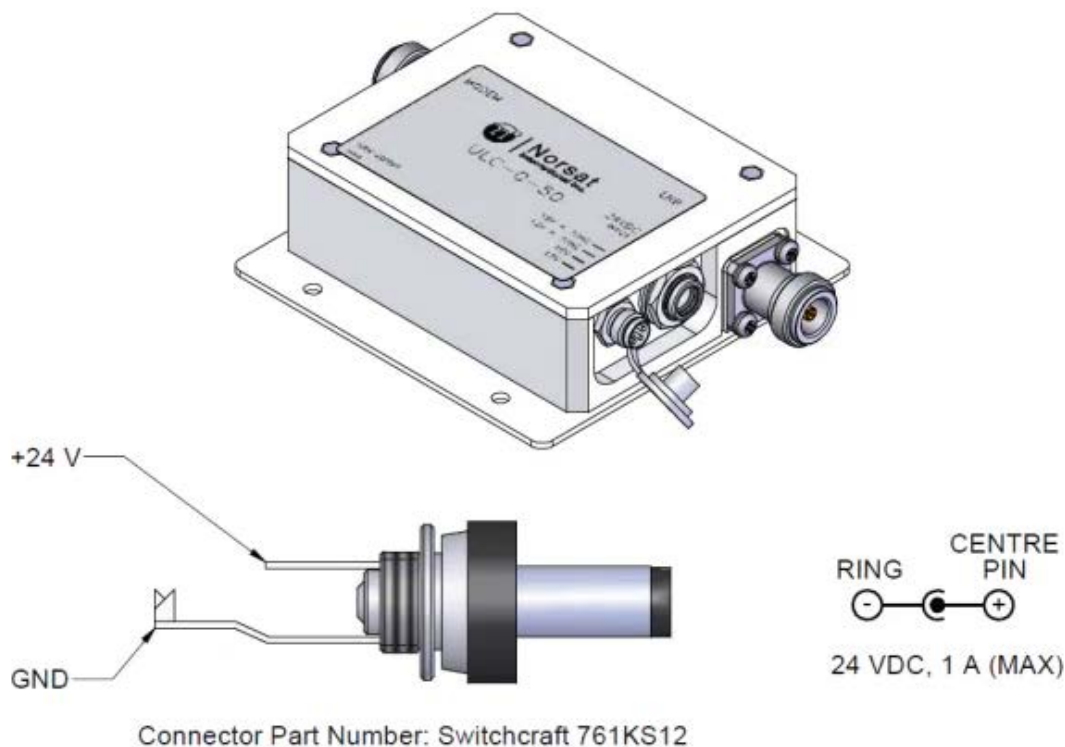
LOGISTICS SPECIFICATIONS

HS Code	Country of Origin	Ex Works	ECCN Number	Unit Package
8517690000	Made in Canada	Richmond, BC, Canada	EAR99	

HOW TO ORDER

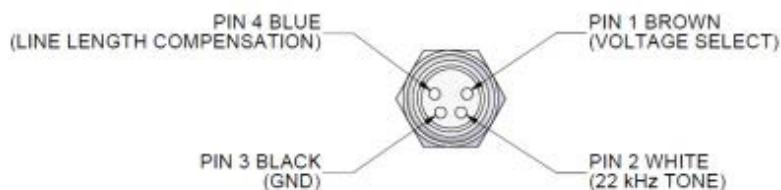


MECHANICAL DIAGRAMS





BAND SELECTION



LNB Controller Connector End View
Mating Connector Part Number: Binder 79-3382-42-04

22kHz Tone	Voltage	Line Length Compensation	Output
L	L	L	13V
L	H	L	18V
L	L	H	14V
L	H	H	19V
H	L	L	13V + tone
H	H	L	18V + tone
H	L	H	14V + tone
H	H	H	19V + tone