



# ULC-1-75-CI

## Universal LNB Controller

**Reference:** 1: 10 MHz reference

**Connector Type:** 75: F-Connector

**Control Interface Option:** CI: Control Interface Cable



## KEY SPECIFICATIONS

CI Option Logic Levels	L: 0 - 0.8 V; H: 2.5 - 7 V (20mA)
Reference Signal	10MHz internal
Tone Amplitude	0.55 ~ 0.9 vpp
Tone Frequency	20 ~ 24 kHz

## RF SPECIFICATIONS

Output VSWR	2.0 : 1 max.
-------------	--------------

## ELECTRICAL SPECIFICATIONS

Current Consumption	600 mA/24 V
Output Current	500 mA max.
Output Voltage 1	12.5 ~ 13.5 VDC
Output Voltage 2	17.3 ~ 18.7 VDC
Power Requirements	+23 to +25 V DC

## INTERFACE SPECIFICATIONS

Connector	F-Connector
Control Interface	Switch, Cable, Line Length Compensation with switch
RF Input Connector	75 Ohm F Connector

## ENVIRONMENTAL SPECIFICATIONS

IP Rating	IP 66
Temperature Operational	-30°C to +60°C

## PHYSICAL SPECIFICATIONS

Product Height	30 mm
Product Length	130 mm
Product Weight	0.66 kg



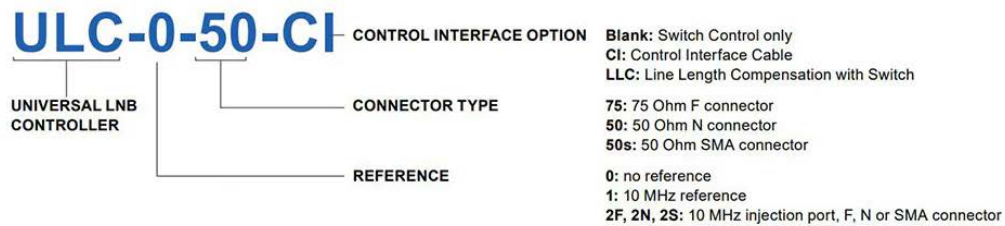
Product Width

95 mm

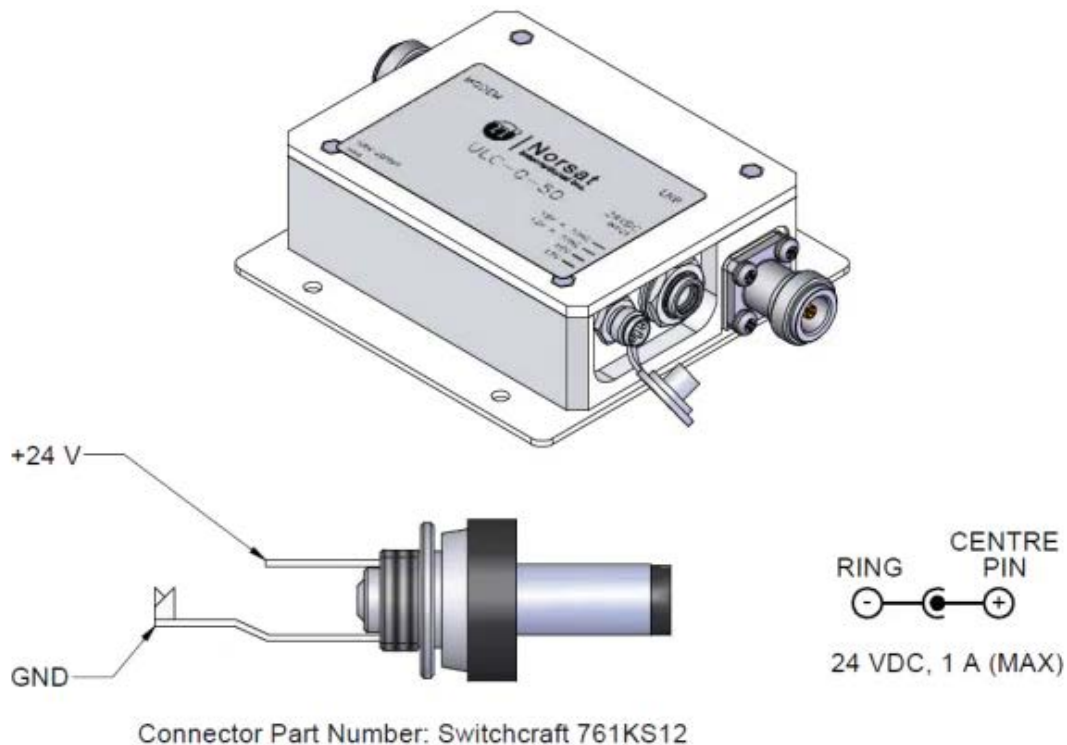
### LOGISTICS SPECIFICATIONS

HS Code	Country of Origin	Ex Works	ECCN Number	Unit Package
8517690000	Made in Canada	Richmond, BC, Canada	EAR99	

### HOW TO ORDER

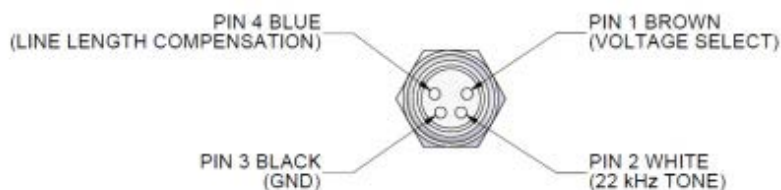


### MECHANICAL DIAGRAMS





## BAND SELECTION



LNB Controller Connector End View  
Mating Connector Part Number: Binder 79-3382-42-04

22kHz Tone	Voltage	Line Length Compensation	Output
L	L	L	13V
L	H	L	18V
L	L	H	14V
L	H	H	19V
H	L	L	13V + tone
H	H	L	18V + tone
H	L	H	14V + tone
H	H	H	19V + tone