

C-band LNA

(IF / DC Power Interface: N-type Female Connector)

Model No. NJS8451 / Insat C-band

RF Frequency: 4.5 to 4.8 GHz

Model No. NJS8452 / Palapa C-band

RF Frequency: 3.4 to 4.2 GHz

Specifications

Rev.09 March 11, 2012

Copyright 2012

New Japan Radio Co., Ltd.
Microwave Components Division

-Notice of Proprietary Information-

This documents and its contents are proprietary to New Japan Radio Co., Ltd.
This publication and its contents may not be reproduced or distributed for any
other purpose without the written permission of New Japan Radio Co., Ltd.



Caution

1. NJRC strives to produce reliable and high quality microwave components. NJRC's microwave components are intended for specific applications and require proper maintenance and handling. To enhance the performance and service of NJRC's microwave components, the devices, machinery or equipment into which they are integrated should undergo preventative maintenance and inspection at regularly scheduled intervals. Failure to properly maintain equipment and machinery incorporating these products can result in catastrophic system failures.
2. To ensure the highest levels of reliability, NJRC products must always be properly handled. The introduction of external contaminants (e.g. dust, oil or cosmetics) can result in failures of microwave components.
3. NJRC offers a variety of microwave components intended for particular applications. It is important that you select the proper component for your intended application. You may contact NJRC's sales office or sales representatives, if you are uncertain about the products listed in the catalog and the specification sheets.
4. Special care is required in designing devices, machinery or equipment, which demand high levels of reliability. This is particularly important when designing critical components or systems whose foreseeable failure can result in situations that could adversely affect health or safety. In designing such critical devices, equipment or machinery, careful consideration should be given to, amongst other things, their safety design, fail-safe design, back-up and redundancy systems, and diffusion design.
5. The products listed in the catalog and specification sheets may not be appropriate for use in certain equipment where reliability is critical or where the products may be subjected to extreme conditions. You should consult our sales office or sales representatives before using the products in any of the following types of equipment.
 - * Aerospace Equipment
 - * Equipment Used in the Deep Sea
 - * Power Generator Control Equipment (nuclear, steam, hydraulic)
 - * Life Maintenance Medical Equipment
 - * Fire Alarm/Intruder Detector
 - * Vehicle Control Equipment (automobile, airplane, railroad, ship, etc.)
 - * Various Safety Equipment
6. NJRC's products have been designed and tested to function within controlled environmental conditions. Do not use products under conditions that deviate from methods or applications specified in the catalog and specification sheets. Failure to employ NJRC's products in the proper applications can lead to deterioration, destruction or failure of the products. NJRC shall not be responsible for any bodily injury, fires or accidents, property damage or any consequential damages resulting from the misuse or misapplication of its products. PRODUCTS ARE SOLD WITHOUT WARRANTY OF ANY OF KIND, EITHER EXPRESS OR IMPLIED, INCLUDING BUT NOT LIMITED TO ANY IMPLIED WARRANTY OF MERCHANTABILITY OR FITNESS FOR A PARTICULAR PURPOSE.
7. The product specifications and descriptions listed in the catalog and specification sheets are subject to change at any time, without notice.

* Above Specifications are subject to change without notice.



1. Electrical Specifications

1-1.	Input Frequency Band	4.500 to 4.800 GHz 3.400 to 4.200 GHz	< Model No. NJS8451 > < Model No. NJS8452 >
1-2.	Input RF Level	-135 to -65 dBm	
1-3.	Input V.S.W.R.	3.0 : 1	
1-4.	Noise Temperature (Ta: +25 C)	15 K typ. 30 K max.	
1-5.	Conversion Gain (Ta: +25 C)	55 dB min. 62 dB max. 48 dB min. 55 dB max.	< Model No. NJS8451 > < Model No. NJS8452 >
1-6.	Conversion Gain Ripple (Ta: +25 C)	2 dBp-p max. at 50 MHz segments.	
1-7.	Conversion Gain Flatness over Freq. (Ta: +25 C)	3 dBp-p max. at 300 MHz BW 5 dBp-p max. at 800 MHz BW	< Model No. NJS8451 > < Model No. NJS8452 >
1-8.	Conversion Gain Variation over Temperature	5 dB max.	
1-9.	Output Power for 1 dB Gain Compression	+7 dBm min.	
1-10.	Output Intercept Point	+19 dBm min.	
1-11.	Output V.S.W.R.(50 ohm)	2.0 : 1 typ. 3.0 : 1 max.	
1-12.	Input Voltage	+12 to +28 V DC	
1-13.	Current Drain	125 mA typ. 160 mA max.	

2. Mechanical Specifications

2-1.	Input Waveguide Flange	CPR-229G	
2-2.	Output Connector	N-type female 50 ohm	
2-3.	Dimension & Housing	96.1 mm (L) x 99.6 mm (W) x 76 mm (H) typ. [3.78" (L) x 3.92" (W) x 2.99" (H) typ.]	
2-4.	Weight	800 g max. [1.76 lbs max.]	
2-5.	Vibration	5 G (f : 50 Hz, T : 5 min. Direction : X,Y,Z)	
2-6.	Shock	15 G (Direction: X,Y,Z)	

3. Environmental Specifications

3-1.	Operating Temperature Range	-40 to +60 C	
3-2.	Storage Temperature Range	-40 to +80 C	
3-3.	Humidity	100 % Rh max.	
3-4.	Altitude	15,000 feet	
3-5.	Comply with RoHS (Restricting the use of Hazardous Substances) directives		

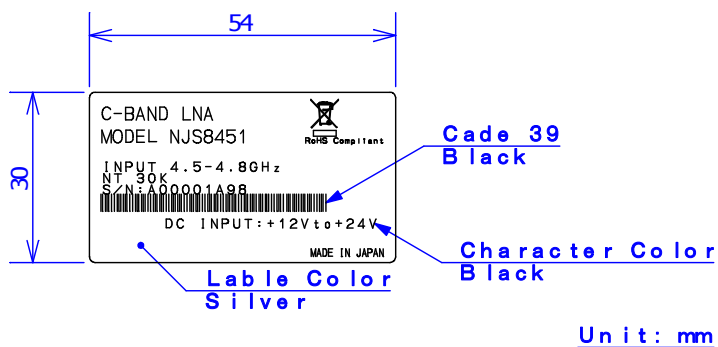
4. Absolute Maximum Rating

4-1.	RF Input Power	0 dBm	
4-2.	Supply Voltage	+30 V DC	

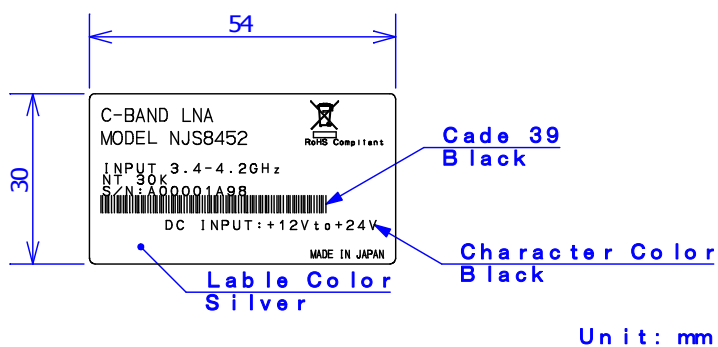
* Above Specifications are subject to change without notice.

6. Label (WEEE / RoHS Compliance)

NJS8451 (Frequency: 4.5 to 4.8 GHz)



NJS8452 (Frequency: 3.4 to 4.2 GHz)

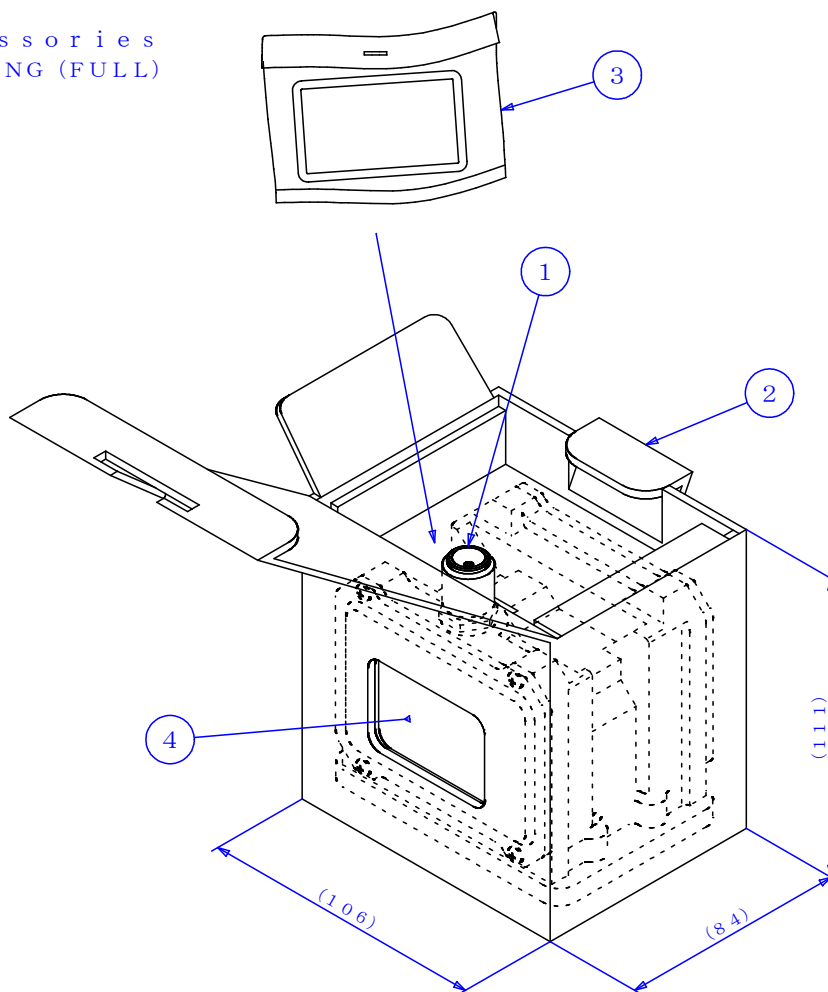


* Above Specifications are subject to change without notice.

7. Package

Individual Package

Accessories
· O-RING (FULL)

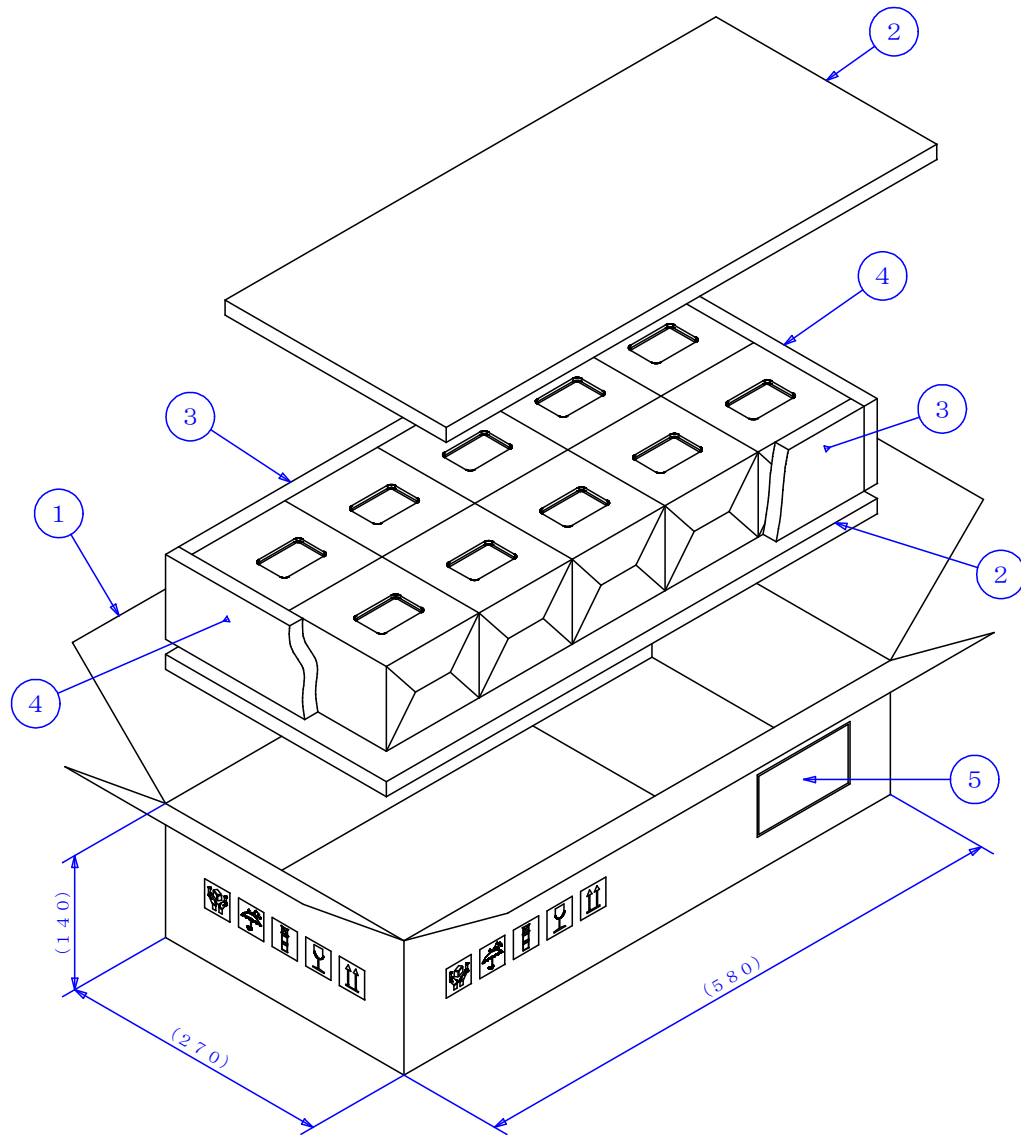


- ①: C-Band LNA
- ②: Single Wall Corrugated Fiberboard
- ③: Accessories
- ④: Label

UNIT : mm

* Above Specifications are subject to change without notice.

Shipping Package



- ①: Double Wall Corrugated Fiberboard
- ②: Polystyrene Foam For Package Cushioning
- ③: Polystyrene Foam For Package Cushioning
- ④: Polystyrene Foam For Package Cushioning
- ⑤: Package Label (MODEL No. QUANTITY)

UNIT : mm

* Above Specifications are subject to change without notice.