




BUC/SSPA

KU-BAND 80W

ATOMBKU080

SPECIFICATIONS



Output Power (Psat)		50 dBm min.
Output Power (P1dB)		49 dBm min.
Phase Noise (SSB) max.		-72 dBc/Hz at 1kHz -82 dBc/Hz at 10kHz -92 dBc/Hz at 100kHz -102 dBc/Hz at 1MHz
Linear Gain		≥ 60 dB
Gain Flatness: (BUC)	Over Full Band	≤ 6.0 dB p-p
	Over Any 40 MHz	≤ 1.5 dB p-p
	Over Temperature	≤ 3.0 dB p-p
Gain Flatness: (SSPA)	Over Full Band	≤ 8.0 dB p-p
	Over Any 40 MHz	≤ 3.0 dB p-p
	Over Temperature	≤ 3.0 dB p-p
Output Spurious: (BUC)	In-Band	≤ -55 dBc
	Out-of-Band @ P1dB	≤ -55 dBc
Output Spurious: (SSPA)	In-Band	≤ -60 dBc
	Out-of-Band @ P1dB	≤ -55 dBc
Noise Power Density		-65 dBm/Hz in Tx -65 dBm/Hz in Rx
Input VSWR		2.0 : 1 max.
Output VSWR		2.0 : 1 max.

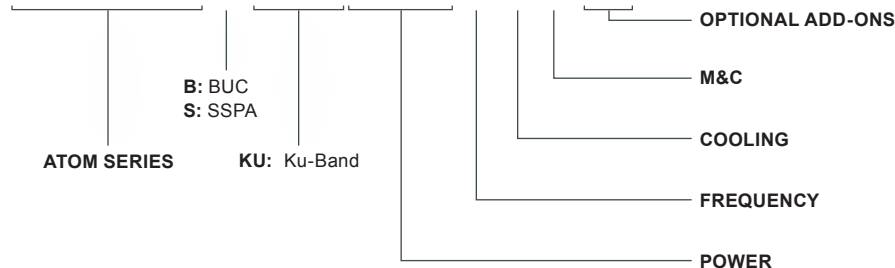
Input Voltage	+ 18V to + 56V DC via power connector
Power Consumption	610 W max.
Power Connector	MIL-26482 Series 1 receptacle Shell Size 22, 4 Pins ACS06E22-22P-472
Input (waterproof)	Type N Connector (50 Ohm)
Output (waterproof)	WR-75 waveguide grooved
M&C Interface	A: Addressable RS-485 B: RS-485 & Ethernet
Dimensions (L x W x H) max.	295 mm x 135 mm x 164 mm (11.60 in x 5.34 in x 6.47 in)
Weight	< 6.5 kg (14.25 lb)
Operating Temperature	-40 to +60°C
Storage Temperature	-50 to +80°C
Humidity	100 % condensing
External Ref Freq	10MHz (sine-wave), -5 to +5 dBm
Enclosed Accessories	Screws, Gasket, M&C Connector, Power Connector

FREQUENCY BANDS

	S: Standard	E: Extended
Transmit Frequency (GHz)	14.0 - 14.5	13.75 - 14.5
L.O. Frequency (GHz)	13.05	12.80
IF Frequency (MHz)	950 - 1450	950 - 1700

HOW TO ORDER

ATOMBKU080S1AFI



BLANK: No Add-on
F: EMI/EMC Filter
I: Internal Reference
FI: EMI/EMC Filter & Internal Reference

A: Addressable RS-485
B: RS-485 & Ethernet

1: Internal Fan
2: External Baseplate

S: Standard
E: Extended

080: 80W





KU-BAND 80W BUC: ATOMBKU080

MONITOR & CONTROL

M&C Interface:	Addressable RS-485, or RS-485 & Ethernet
M&C Connector:	MIL-26482 Series 1 receptacle, Shell Size 12, 10 Pins 58-533723-10P
Mute Control:	Fully configurable (mute enable: high or low, mute default: enabled or disabled)
Low	0.0 - 0.8V
High	3.0 - 5.0V

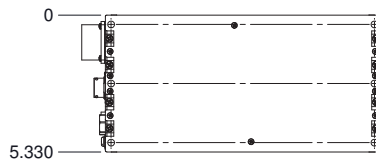
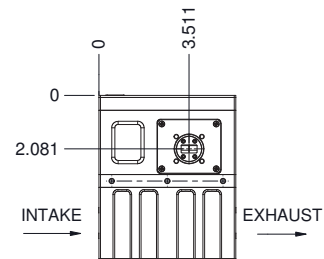
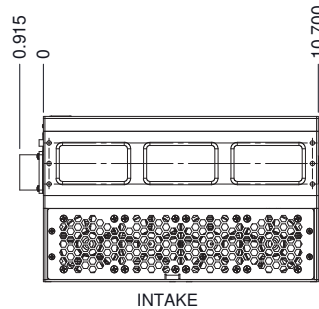
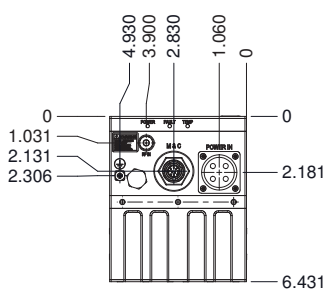
OPTIONAL CONFIGURATION ADD-ONS

EMI/EMC Filter:	MIL-STD-461
Internal Reference:	With External 10 MHz Reference Auto-Switch

OPTIONAL ACCESSORIES

Power Supply	PS600-AT2-(NA/UK/EU/IEC)
M&C Cable	CABLEM+C-AT10

MECHANICAL DIAGRAM



Esatcom Inc
Norsat authorized distributor

Tel
718.276.0800

Email
sales@esatcom.com